

USG SHEETROCK® BRAND ACOUSTICAL SEALANT

PRODUCT FEATURES

Makes promised ratings a reality

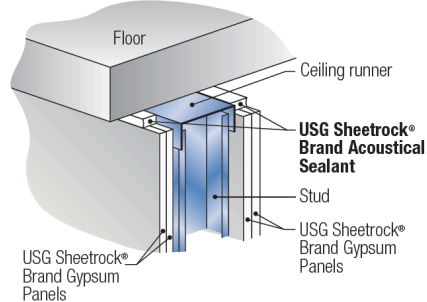
- Excellent sound-flanking material (supports high STC ratings)
- Superior performance as a fire caulk in UL Classified joint and through-penetration firestop systems
- Ideal for use in smoke and/or sound assemblies
- Meets ASTM C834 specifications for latex sealants
- Grade 0°F (-18°C) low temperature flexibility, strong bond
- Low VOC



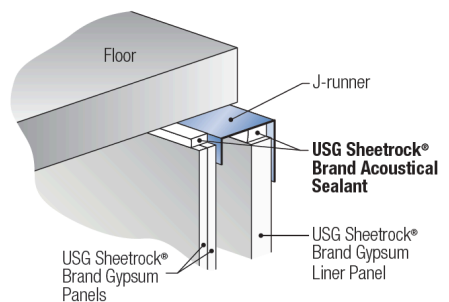
DESCRIPTION

USG Sheetrock® Brand Acoustical Sealant is an acrylic, latex-based sound caulk for use as a sealant in fire-rated partitions, smoke barriers and sound-rated assemblies.

HW-D-0262 - Conventional Wall



HW-D-0603 - Shaft Wall



UL SYSTEMS

Joint Systems

Conventional Wall: BW-S-0013, BW-S-0016, BW-S-0022, BW-S-0026, HW-D-0001, HW-D-0002, HW-D-0262, HW-D-0372, HW-D-0504, HW-D-0506, HW-D-0515, HW-D-0513, HW-D-0518, HWD-0525, HW-D-0577, HW-D-0584, HW-D-0603, HW-D-0609, HW-D-0610, HW-D-0611, HW-D-0613, HW-D-0626, HW-D-0627, HW-D-0628, HW-D-1110, HW-S-0009, HW-S-0010, HW-S-0032, HW-S-0035, HW-S-0089, HW-S-0094, HW-S-0096, HW-S-0097, HW-S-0098, HW-S-0099, HWS-0100, HW-S-0101, WW-S-0058, WW-S-0062

Shaft Wall: HW-D-0603, HW-D-0609, HW-D-0610, HW-D-0611, HW-D-0612, HW-D-0613, BW-S-0016

THROUGH-PENETRATION FIRESTOP SYSTEMS

ADVANTAGES

C-AJ-1020, W-L-1064 and W-L-1087

Versatile: Easily applied on vertical and horizontal surfaces without sagging, even overhead.

Sound Tested: As an integral component to maintain high STC/MTC ratings in partitions.

Surface-Burning Characteristics: Classified by UL with flame spread of 0 and smoke developed of 0.

For Use in Fire-Resistant, Sound and Smoke Partitions: Acceptable for use at the perimeter of most wood- and steel-stud wall assemblies.

Remains Flexible: Dries tough but stays resilient to “give” with movement.

High Adhesion: Bonds tenaciously to a variety of surfaces.

Attractive Appearance: Product is non staining.

Easy to Dispense: Good working properties ensure fast, efficient application with hand-gun equipment.

Excellent Physical Properties: Won't sag on vertical surfaces; good open time; long shelf life.

Easy Cleanup: Latex-based for cleanup with soap and water before drying.

UL Classified As: A material for use as a fill, void or cavity in fire-resistant joint and through penetration firestop systems.

LIMITATIONS

1. Not to be applied to moist areas where frost or condensation is present or in direct contact with water.
2. Protect container from freezing and extreme heat.
3. Maintain 55°F (13°C) minimum temperature within the building during and after installation.
4. Product should be stored at a temperature neither below 41°F (5°C) nor exceeding 80°F (26.7°C).
5. Not to be used in applications where the surrounding materials (partitions, floors, penetrations, etc.) will exceed sustained temperatures of 125°F (52°C).
6. Not for use with CPVC or PVC products.
7. For through wall penetration designs where piping is installed either concentrically or eccentrically within a cylindrical sleeve application, the design professional shall specify, at least, 1) A “vented” sleeve that allows egress of moisture from the sleeve module; 2) A spacer, packing material, or backer rod that is compatible, non-reactive, and/or non-conductive between the cylindrical outer sleeve and pipe material. The spacer, packing material, or backer rod shall also serve the function of preventing the pipe material from contacting the outer sleeve material.
8. Consult with manufacturer of adjoining materials for compatibility.
9. Not intended to be painted. Sealant will shrink during curing process.
10. Do not apply USG Sheetrock® Brand Acoustical Sealant in areas where abuse or abrasion of a sealant is likely.
11. There may be discoloration of sealant when in contact with certain types of metal such as copper.

DIRECTIONS

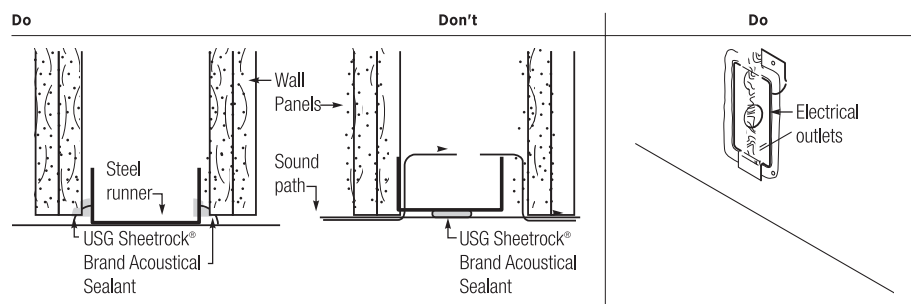
Preparation: Before handling, read Safety Data Sheet and product label for safe usage and health information. Installation of USG Sheetrock® Brand Acoustical Sealant should not begin until building is enclosed and building temperatures are maintained at 55°F (13°C) minimum. Provide adequate ventilation to carry off excess moisture to insure adequate drying. The performance and adhesion of sealants will be only as good as the surface of which it is applied. Surfaces of the opening and any penetration items to be caulked must be sound, clean, dry and free of dust, debris and moisture to insure proper adhesion.

Application: USG Sheetrock® Brand Acoustical Sealant shall be applied in accordance with ASTM C919 using conventional caulking equipment. In joint and firestop systems, apply the USG Sheetrock® Brand Acoustical Sealant to minimum thickness specified in the individual fire-rated system.

In shaft wall applications, the maximum separation between bottom of floor and top of liner panel is 1" (25mm). Maximum separation between bottom of floor and top of gypsum board sheets at time of installation of joint system is 5/8" (16mm). The joint system is designed to accommodate a maximum 25% compression or extension from its installed width on the finished side of the wall.

For all other joints, the sealant application should be specified by a design professional who should give consideration to using a backer rod or bond tape where the gap exceeds 5/8". For through-wall penetration designs where piping is installed either concentrically or eccentrically within a cylindrical sleeve application, the design professional shall specify a spacer, packing material, or backer rod that is compatible / non-reactive with both cylindrical outer sleeve and pipe material. The space, packing material, and backer rod shall also serve the function of preventing pipe from contact with the outer sleeve. In joints too shallow to take a backer rod, use a bond breaker tape to prevent three-sided adhesion.

In acoustical applications, apply 1/4" (6mm) minimum bead of sealant to seal perimeter of partition. Apply continuous bead of USG Sheetrock® Brand Acoustical Sealant around all openings and partition intersections. In penetration applications that are not covered in an individual fire rated system, the thickness of the sealant applied within the opening should be no less than 1/4" and no greater than 5/8" flush with the top surface of the floor or sides of the wall.



PRODUCT DATA

Testing and Classification: Meets ASTM C834 Standard Specification for Latex-Based Sealing Compounds tested in accordance with ASTM C731, ASTM C732, ASTM C734, ASTM C736, ASTM D2202, ASTM D2203 and ASTM D2377. Also tested in accordance with ASTM E84 (surface-burning characteristics), ASTM E90 (sound tests) and ASTM E1966 (fire-resistant joint systems). ASTM E814 (through-penetration firestop systems).

Surface-Burning Characteristics: 0/0 (flame spread/smoke developed)

Color: Off-white

Solids: 73% ± 3%

Weight: 13.4 lbs./gal. (1.6Kg/L in container)

pH: 8.5–9.5

VOC: 15 g/L

Shelf Life: One year (in original, unopened container) under good storage practices. Note: See #4 under Limitations.

Coverage (approximate): 85 linear ft. of 1/4" bead/29 oz. ctdg.; 37 linear ft. of 3/8" bead/29 oz. ctdg.; 22 linear ft. of 1/2" bead/29 oz. ctdg.; 11 linear ft. of 5/8" bead/29 oz. ctdg.; 392 ft. of 1/4" bead/gal.; 174 ft. of 3/8" bead/gal.; 98 ft. of 1/2" bead/gal.

Packaging: 29 oz. (850 ml) cartridge; 5 gal. (18.9 L) pail.

GOOD DESIGN PRACTICES

1. Inspections: Periodic inspection of all sealant applications including fire-rated barriers is recommended to make sure that any new openings, modifications of previously installed seals, or areas exhibiting physical damage have been properly sealed or repaired.

2. Sound Tests: Sound tests are conducted under laboratory conditions per ASTM procedures. Comparable field performance depends upon careful attention to details and workmanship. USG Sheetrock® Brand Acoustical Sealant should be used to seal all assemblies used for sound control and all assembly cutouts, such as those for electrical boxes. Back-to-back penetrations of the diaphragm, flanking paths, door and borrowed-light openings should be avoided.

3. Metal Door and Borrowed-Light Frames: Apply a continuous bead of USG Sheetrock® Brand Acoustical Sealant inside door frame throat just before inserting facing panel into frame. Do not terminate gypsum panel against trim return.

4. Additional Information: See publications in USG Architectural Reference Library; (SA100), Construction Selector; (SA927), Gypsum Panels and Accessories (for information on system components); (SA727), USG Fire Stop Systems; (SA926), USG Shaft Wall Systems Catalog; and usgdesignstudio.com/sealant-fire-tests.asp.

REFERENCES

For further health and safety instructions, refer to the Safety Data Sheet (SDS) for this product, available from your USG Boral sales office or **USGBoral.com**